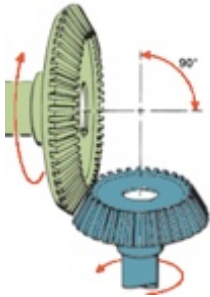



Name _____

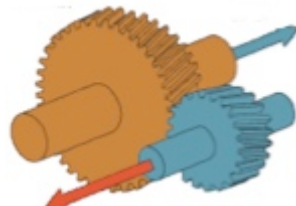
MATCHING. Choose the item in column 2 that best matches each item in column 1.



- 1)
- 2) Splined to clutch disc



- 3)
- 4) Connected to drive shaft



- 5)
- 6) Allows easier shifting
- 7) Moves the synchronizer sleeve
- 8) A type of clutch
- 9) Locks input shaft to the output shaft
- 10) Provides gear reduction

- A) Spur gear
- B) Input shaft
- C) Helical gear
- D) Bevel gear
- E) Shift fork
- F) Reverse gear
- G) Synchronizer
- H) Synchronizer keys
- I) Fourth gear
- J) Synchronizer stop ring
- K) First gear
- L) Main shaft

- 1) _____
- 2) _____
- 3) _____
- 4) _____
- 5) _____
- 6) _____
- 7) _____
- 8) _____
- 9) _____
- 10) _____

Answer Key

Testname: MATCH 127

1) D

Page Ref: 1584

2) B

Page Ref: 1586

3) A

Page Ref: 1583

4) L

Page Ref: 1586

5) C

Page Ref: 1583

6) G

Page Ref: 1587

7) E

Page Ref: 1588

8) J

Page Ref: 1589

9) I

Page Ref: 1591

10) K

Page Ref: 1591