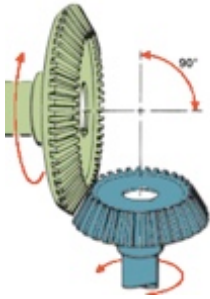



Name \_\_\_\_\_


**MATCHING. Choose the item in column 2 that best matches each item in column 1.**



1)



2)



3)

4) Automatic transmission gears

5) Driveshaft

6) RWD unit

7) FWD driveshaft component

8) RWD driveshaft component

9) FWD unit

10) Overdrive ratio

A) Reverse gear

B) U-joint

C) Planetary gear sets

D) 7:1

E) CV joint

F) Bevel gear

G) Helical gear

H) Propeller shaft

I) .7:1

J) Spur gear

K) Transaxle

L) Transmission

1) \_\_\_\_\_

2) \_\_\_\_\_

3) \_\_\_\_\_

4) \_\_\_\_\_

5) \_\_\_\_\_

6) \_\_\_\_\_

7) \_\_\_\_\_

8) \_\_\_\_\_

9) \_\_\_\_\_

10) \_\_\_\_\_

## Answer Key

Testname: MDA8\_MATCH3

1) F

Page Ref: 57

2) J

Page Ref: 56

3) G

Page Ref: 57

4) C

Page Ref: 62

5) H

Page Ref: 65

6) L

Page Ref: 59

7) E

Page Ref: 65

8) B

Page Ref: 65

9) K

Page Ref: 64

10) I

Page Ref: 58