




Name \_\_\_\_\_

**MATCHING. Choose the item in column 2 that best matches each item in column 1.**

- |  |                          |          |
|--|--------------------------|----------|
| 1)  | A) Lane departure system |          |
| 2) Requires a reset procedure  | B) Navigation system     | 1) _____ |
| 3)  | C) Park assist           | 2) _____ |
| 4)  | D) Low washer fluid      |          |
| 5) Part of a speed sensor  | E) MIL                   | 3) _____ |
| 6) Uses cameras  | F) PM generator          |          |
| 7) Uses ultrasonic sensors   | G) Oil level indicator   | 4) _____ |
| 8) Uses GPS  | H) Maintenance reminder  | 5) _____ |
|  | I) Airbag fault          | 6) _____ |
|  | J) Vacuum sensor         | 7) _____ |
|  | K) Water in fuel         | 8) _____ |

## Answer Key

Testname: AAEE\_MATCH17

1) I

Page Ref: 227

2) H

Page Ref: 246

3) K

Page Ref: 227

4) E

Page Ref: 227

5) F

Page Ref: 237

6) A

Page Ref: 245

7) C

Page Ref: 244

8) B

Page Ref: 240