

Tire, Wheel, Axle, and Hub Runout

Meets NATEF Tasks: (A4-F-4) Measure wheel, tire, axle flange, and hub runout; determine necessary action. (P-2)

Name _____ Date _____ Time on Task _____

Make/Model/Year _____ VIN _____ Evaluation: 4 3 2 1


_____ 1. Check service information for the specifications for radial and lateral runout.

Specification for radial runout = _____ (usually less than 0.060 inch).

Specification for lateral runout = _____ (usually less than 0.045 inch).

_____ 2. Using a runout gauge, rotate the tire and record the radial runout (roundness of the tires) and the lateral runout (side-to-side movement) of the tires.

Tire	Radial Runout	Lateral Runout
R.F.	_____	_____
R.R.	_____	_____
L.F.	_____	_____
L.R.	_____	_____

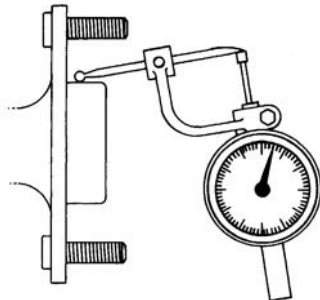


_____ 3. Using a dial indicator, measure the axle and hub runout.


Hub runout = _____ OK ___ NOT OK ___

Flange runout = _____ OK ___ NOT OK ___

CHECKING HUB RUNOUT



CHECKING MOUNTING FLANGE RUNOUT



_____ 4. Based on the measurements, what necessary action is needed?
