

FIGURE 53.3 Typical disc brake assembly.




FIGURE 53.4 Typical brake system components.

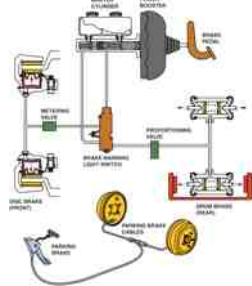

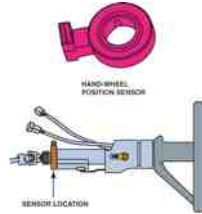


FIGURE 53.5 The red brake warning light will remain on after a bulb test if there is a fault with the hydraulic part of the brake system.



chapter 53
Braking System Components

FIGURE 53.9 The hand-wheel position sensor is usually located at the base of the steering column.



ALWAYS LEARNING

PEARSON

chapter 53
Braking System Components

FIGURE 53.10 A traction control or low traction light on the dash is confusing to many drivers. When the lamp is on or flashing, it indicates that a low traction condition has been determined and the traction control system is working to restore traction. A flashing traction dash light does not indicate a fault.



ALWAYS LEARNING

PEARSON

chapter 53
Braking System Components

FIGURE 53.11 A master cylinder from a Toyota Highlander hybrid electric vehicle.



ALWAYS LEARNING

PEARSON
