


Automotive Chassis Systems



CHAPTER 04

Brake Principles and Friction Materials

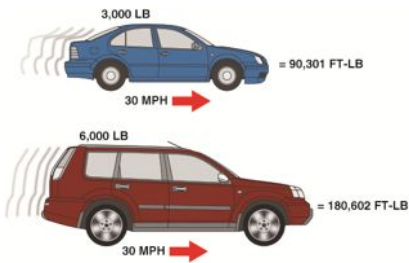
ALWAYS LEARNING Automotive Chassis Systems, 7e James D. Halderman Copyright © 2017 by Pearson Education, Inc. All Rights Reserved. PEARSON

FIGURE 4.1 Energy, which is the ability to perform work, exists in many forms.



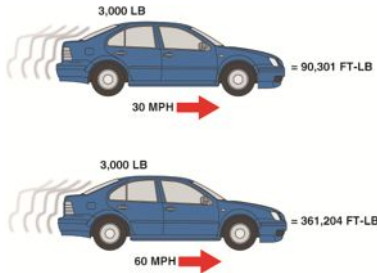
ALWAYS LEARNING Automotive Chassis Systems, 7e James D. Halderman Copyright © 2017 by Pearson Education, Inc. All Rights Reserved. PEARSON

FIGURE 4.2 Kinetic energy increases in direct proportion to the weight of the vehicle.



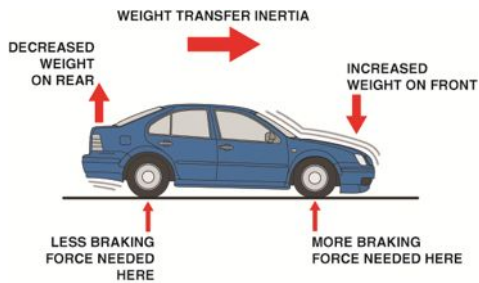
ALWAYS LEARNING Automotive Chassis Systems, 7e James D. Halderman Copyright © 2017 by Pearson Education, Inc. All Rights Reserved. PEARSON

FIGURE 4.3 Kinetic energy increases as the square of any increase in vehicle speed.



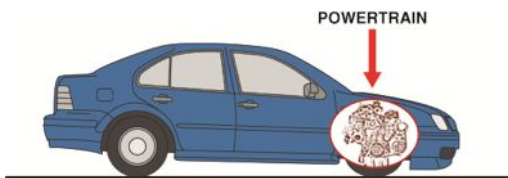
ALWAYS LEARNING Automotive Chassis Systems, 7e James D. Halderman Copyright © 2017 by Pearson Education, Inc. All Rights Reserved. PEARSON

FIGURE 4.4 Inertia creates weight transfer that requires the front brakes to provide most of the braking force.



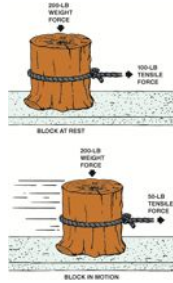
ALWAYS LEARNING Automotive Chassis Systems, 7e James D. Halderman Copyright © 2017 by Pearson Education, Inc. All Rights Reserved. PEARSON

FIGURE 4.5 Front-wheel-drive vehicles have most of their weight over the front wheels.



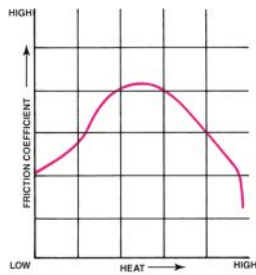
ALWAYS LEARNING Automotive Chassis Systems, 7e James D. Halderman Copyright © 2017 by Pearson Education, Inc. All Rights Reserved. PEARSON

FIGURE 4.6 The static coefficient of friction of an object at rest is higher than the kinetic (dynamic) friction coefficient once in motion.



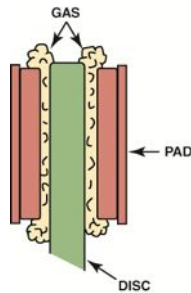
ALWAYS LEARNING Automotive Chassis Systems, 7e Copyright © 2017 by Pearson Education, Inc. All Rights Reserved. PEARSON

FIGURE 4.7 Some heat increases the coefficient of friction but too much heat can cause it to drop off sharply.



ALWAYS LEARNING Automotive Chassis Systems, 7e Copyright © 2017 by Pearson Education, Inc. All Rights Reserved. PEARSON

FIGURE 4.8 One cause of brake fade occurs when the phenolic resin, a part of the friction material, gets so hot that it vaporizes.



ALWAYS LEARNING Automotive Chassis Systems, 7e Copyright © 2017 by Pearson Education, Inc. All Rights Reserved. PEARSON

FIGURE 4.9 The gear selector is often called the "PRNDL," pronounced "prindle," regardless of the actual letters or numbers used.



ALWAYS LEARNING Automotive Chassis Systems, 7e Copyright © 2017 by Pearson Education, Inc. All Rights Reserved. PEARSON

FIGURE 4.10 Rapid braking causes the brake friction material to wear more compared to gentle less aggressive braking.



ALWAYS LEARNING Automotive Chassis Systems, 7e Copyright © 2017 by Pearson Education, Inc. All Rights Reserved. PEARSON

FIGURE 4.11 All boxes of brake linings and pads should be labeled with the leaf mark, which gives a visual clue as to the standard under which the brake friction materials meet certain state laws regarding the amount of copper.



ALWAYS LEARNING Automotive Chassis Systems, 7e Copyright © 2017 by Pearson Education, Inc. All Rights Reserved. PEARSON

FIGURE 4.12 The edge codes include a lot of information about the brake friction material.

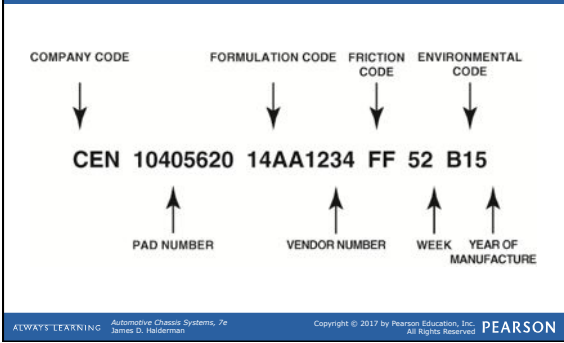


FIGURE 4.13 The “edge codes” are now printed on the backing of the brake pad because there is so much required information that it often does not fit on the edge of the brake pad or shoe.



FIGURE 4.14 Typical drum brake lining edge codes, showing the coefficient of friction codes for cold and hot circled.

