


# Automotive Chassis Systems



## CHAPTER 03

### Braking System Components and Performance Standards

ALWAYS LEARNING Automotive Chassis Systems, 7e James D. Halderman Copyright © 2017 by Pearson Education, Inc. All Rights Reserved. PEARSON

---

---

---

---

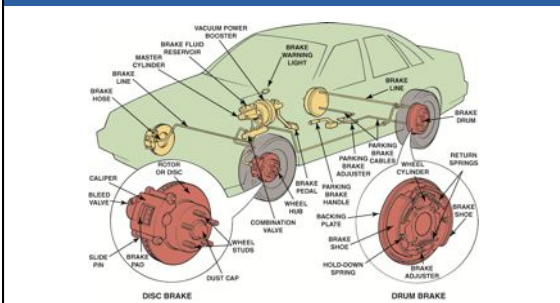
---

---

---

---

FIGURE 3.1 Typical vehicle brake system showing all typical components.



ALWAYS LEARNING Automotive Chassis Systems, 7e James D. Halderman Copyright © 2017 by Pearson Education, Inc. All Rights Reserved. PEARSON

---

---

---

---

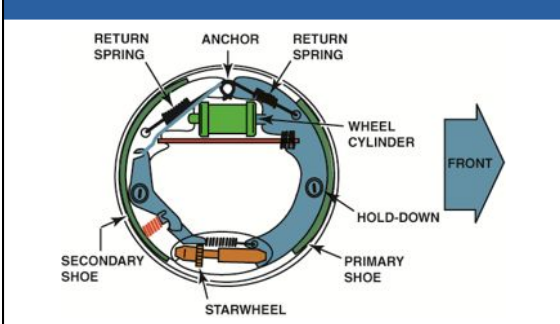
---

---

---

---

FIGURE 3.2 Typical drum brake assembly.



ALWAYS LEARNING Automotive Chassis Systems, 7e James D. Halderman Copyright © 2017 by Pearson Education, Inc. All Rights Reserved. PEARSON

---

---

---

---

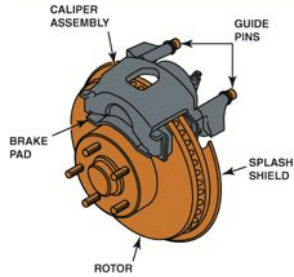
---

---

---

---

**FIGURE 3.3** Typical disc brake assembly.



ALWAYS LEARNING Automotive Chassis Systems, 7e James D. Halderman Copyright © 2017 by Pearson Education, Inc. All Rights Reserved. PEARSON

---

---

---

---

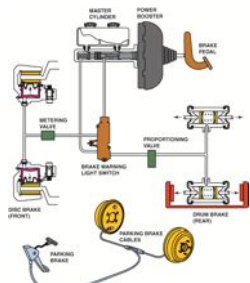
---

---

---

---

**FIGURE 3.4** Typical brake system components.



ALWAYS LEARNING Automotive Chassis Systems, 7e James D. Halderman Copyright © 2017 by Pearson Education, Inc. All Rights Reserved. PEARSON

---

---

---

---


---

---

---

---

**FIGURE 3.5** The red brake warning light will remain on after a bulb test if there is a fault with the hydraulic part of the brake system.



ALWAYS LEARNING Automotive Chassis Systems, 7e James D. Halderman Copyright © 2017 by Pearson Education, Inc. All Rights Reserved. PEARSON

---

---

---

---

---

---

---

---

**FIGURE 3.6** The ABS warning light is amber.



ALWAYS LEARNING Automotive Chassis Systems, 7e James D. Halderman Copyright © 2017 by Pearson Education, Inc. All Rights Reserved. PEARSON

---

---

---

---

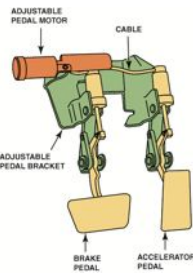
---

---

---

---

**FIGURE 3.7** A typical adjustable pedal assembly. Both the accelerator and the brake pedal can be moved forward and rearward by using the adjustable pedal position switch.



ALWAYS LEARNING Automotive Chassis Systems, 7e James D. Halderman Copyright © 2017 by Pearson Education, Inc. All Rights Reserved. PEARSON

---

---

---

---

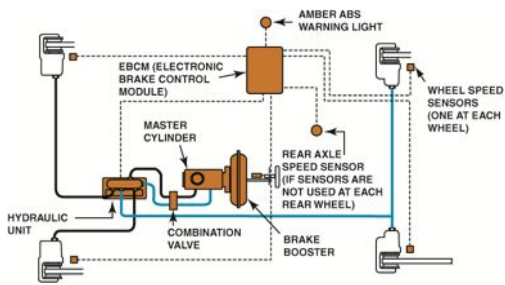
---

---

---

---

**FIGURE 3.8** Typical components of an antilock brake system (ABS) used on a rear-wheel-drive vehicle.



ALWAYS LEARNING Automotive Chassis Systems, 7e James D. Halderman Copyright © 2017 by Pearson Education, Inc. All Rights Reserved. PEARSON

---

---

---

---

---

---

---

---

**FIGURE 3.9** A typical Service Parts Identification (RPO) sticker is located on the inside of the trunk lid of a GM vehicle.



---

---

---

---

---

---

---

---